

Electronic Ballast For UV Lamps





Ballast is very important for UV lamps. The high quality and right model electronic ballast will ensure the UV lamps get the best working performance and guarantee the lamp max lifetime.

Sailing supply both AC power supply ballasts and DC power supply ballast for all different type and power range UV lamps as below, have CE or UL certiciates. If you have any questions, contact us freely.










- * Hot cahode UV Lamps
- * Cold Cathode UV Lamps
- * Amalgam UV Lamps
- * Preheat Start UV Lamps
- * Instant Start UV Lamps
- * High Output UV Lamps
- * Compact Lamps
- * Submersible UV Lamps
- * Microwave Electrodeless Lamp
- * Linear-shape UV Lamps
- * H-shape UV Lamps
- * U-shape UV Lamps











AC Power Supply Ballast

Photos	Model Name	Input Voltage (V)	Input Power (W)	Input Current (A)	PF	Lamp Current (A)	Startup Mode
	PH12-425-18L	198-264	21.5	0.17@230V	>0.55	0.35-0.42	Pre-heat
	PH12-425-18AL	99-132	21.5	0.33 @ 120V	>0.55	0.35-0.42	Pre-heat
	PH12-180-10L	198-264	10	0.08 @ 230V	>0.5	0.15-0.18	Pre-heat
	PH12-425-18	198-264	21.5	0.17@230V	>0.55	0.35-0.42	Pre-heat
	PH12-350-24	198-264	25	0.21 @ 230V	>0.55	0.30-0.35	Pre-heat
	PH12-180-9	198-264	10	0.08 @ 230V	>0.5	0.15-0.18	Pre-heat
	PH12-180-10A	99-132	11	0.18@120V	>0.5	0.15-0.18	Pre-heat
	PH12-350-24A	66-132	25	0.4@120V	>0.5	0.28-0.36	Pre-heat
	PH12-425-18A	99-132	21.5	0.33 @ 120V	>0.5	0.35-0.42	Pre-heat
	PH7-425-75U	99-264	90	0.4 @ 230V	>0.98	0.38-0.43	Pre-heat
	PH7-425-75U(5VDC)	99-264	90	0.4 @ 230V	>0.98	0.38-0.43	Pre-heat
	PH7-800-95	198-264	108	0.51@230V	>0.9	0.75-0.85	Pre-heat
	PH7-800-95U	99-264	108	0.48 @ 230V	>0.98	0.75-0.85	Pre-heat
	PH7-1200-105U	99-264	119	0.53 @230V	>0.98	1.0-1.2	Pre-heat
	EPS7-425-75U	99-264	83	0.37 @ 230V	>0.98	0.38-0.43	Pre-heat
	EPS7-900-75U	99-264	108	0.48 @ 230V	>0.98	0.75-0.85	Pre-heat
	EPS7-1200-105U	99-264	119	0.53 @ 230V	>0.98	1.0-1.2	Pre-heat
	EPS7-1800-57U	99-264	67	0.3 @ 230V	>0.98	1.7-1.9	Pre-heat
	EPS7-2100-75U	99-264	75	0.33 @ 230V	>0.98	2.0-2.2	Pre-heat
	PH8-800-155	99-264	190	0.84 @ 230V	>0.98	0.75-0.85	Pre-heat
	PH8-800-155	99-264	190	0.84 @ 230V	>0.98	0.75-0.85	Pre-heat
	PH8-1200-190	99-264	206	0.92 @ 230V	>0.98	1.0-1.2	Pre-heat
	PH8-1500-150	99-264	164	0.72 @ 230V	>0.98	1.35-1.55	Pre-heat
PH8-1800-150	99-264	164	0.72 @ 230V	>0.98	1.7-1.9	Pre-heat	
PH8-2100-200	99-264	217	0.96 @230V	>0.98	2.0-2.2	Pre-heat	

AC Power Supply Ballast

Photos	Model Name	Input Voltage (V)	Input Power (W)	Input Current (A)	PF	Lamp Current (A)	Startup Mode
	PH8-425-2/75U	99-264	165	0.73@230V	>0.98	0.38-0.43	Pre-heat
	PH8-800-2/87U	99-264	185	0.82@230V	>0.98	0.75-0.85	Pre-heat
	PH8-1200-2/105U	99-264	221	0.97@230V	>0.98	1.0-1.2	Pre-heat
	PH8-800-2/155	198-264	320	1.4@230V	>0.98	0.75-0.85	Pre-heat
	PL8-425-2/75U	99-264	165	0.73@230V	>0.98	0.38-0.43	Instant
	PL8-800-2/155	198-264	320	1.4@230V	>0.98	0.75-0.85	Instant
	PL8-1200-2/105	99-264	221	0.97@230V	>0.98	1.0-1.2	Instant
	PL8-800-155	99-264	165	0.73@230V	>0.98	0.75-0.85	Instant
	PL8-800-155(480V)	360-530	165	0.35@480V	>0.98	0.75-0.85	Instant
	PL8-1200-190	99-264	206	0.92@230V	>0.98	1.0-1.2	Instant
	PL2-800-155U	99-264	165	0.73 @230V	>0.98	0.75-0.85	Instant
	PH2-800-2/75	198-264	165	0.73 @230V	>0.98	0.75-0.85	Pre-heat
	PH2-800-2/75U	99-264	165	0.73 @230V	>0.98	0.75-0.85	Pre-heat
	PH2-425-2/40U	99-264	90	0.4 @ 230V	>0.98	0.38-0.43	Pre-heat
	PL2-800-2/75U	99-264	165	0.73@230V	>0.98	0.75-0.85	Instant
	PH2-800-155	198-264	165	0.73@230V	>0.98	0.75-0.85	Pre-heat
	PH31-425-90	198-264	90	0.71 @230V	>0.55	0.38-0.43	Pre-heat
	PH31-425-90N	198-264	90	0.71 @230V	>0.55	0.38-0.43	Pre-heat
	PH31-800-100	198-264	100	0.79 @230V	>0.55	0.75-0.85	Pre-heat
	PH6-300-2/18U	99-264	40	0.18A	>0.98	0.31-0.35	Pre-heat
	PH6-425-2/18U	99-264	47	0.21A	>0.98	0.38-0.43	Pre-heat
	PH6-850-35U	99-264	50	0.22A	>0.98	0.75-0.85	Pre-heat
	EPS8-800-155	99-264	168	0.74 @230V	>0.98	0.75-0.85	Pre-heat
	EPS8-1000-155	99-264	168	0.74@230V	>0.98	0.9-1.0	Pre-heat
	EPS8-1500-150	99-264	164	0.72 @230V	>0.98	1.35-1.55	Pre-heat
	EPS8-1800-150	99-264	164	0.72 @230V	>0.98	1.7-1.9	Pre-heat
	EPS8-1800-150(1.5A)	99-264	164	0.72 @230V	>0.98	1.7-1.9	Pre-heat
	EPL8-2100-200	99-264	217	0.96 @230V	>0.98	1.8-2.2	Instant
	PH82-800-155	198-264	168	0.74 @230V	>0.98	0.75-0.85	Pre-heat
	PH82-1200-190	198-264	206	0.92 @230V	>0.98	1.0-1.2	Pre-heat
	PH82-1500-150	198-264	164	0.72@230V	>0.98	1.35-1.55	Pre-heat
	PH82-1800-150	198-264	164	0.72 @230V	>0.98	1.7-1.9	Pre-heat
	PH82-2100-200	198-264	217	0.96@230V	>0.98	1.8-2.2	Instant
	PH9-2100-320	198-264	369	1.64@230V	>0.98	1.95-2.25	Pre-heat
	PH9-2100-320A	99-132	369	1.64@230V	>0.98	1.95-2.25	Pre-heat
	PH9-AL-400	198-264	425	1.89@230V	>0.98	1.8-4.6	Pre-heat






AC Power Supply Ballast

Photos	Model Name	Input Voltage (V)	Input Power (W)	Input Current (A)	PF	Lamp Current (A)	Startup Mode
	EPS9-2000-320	198-264	369	1.64@230V	>0.98	1.8-2.1	Pre-heat
	EPS9-2100-320	198-264	369	1.64@230V	>0.98	1.95-2.25	Pre-heat
	EPL9-800-4/87U	99-264	340	1.5@230V	>0.98	0.75-0.85	Pre-heat
	EPL9-800-2/155	198-264	340	1.5@230V	>0.98	0.75-0.85	Instant
	PH10-AL-500	198-264	523	2.32 @ 230V	>0.98	4.7-6.0	Pre-heat
	PH10-AL-800	198-264	834	3.7 @ 230V	>0.98	7.0-9.0	Pre-heat
	PH1-425-75U	99-264	90	0.4 @230V	>0.98	0.38-0.43	Pre-heat
	PH1-800-100	198-264	100	0.8 @230V	>0.55	0.75-0.85	Pre-heat
	PH1-800-100N	198-264	100	0.8 @230V	>0.55	0.75-0.85	Pre-heat
	PH 1-800-75	198-264	75	0.6@230V	>0.55	0.75-0.85	Pre-heat
	PH 1-800-100U	99-264	100	0.8@230V	>0.55	0.75-0.85	Pre-heat
	PH1-800-155U	99-264	168	0.74 @ 230V	>0.98	0.75-0.85	Pre-heat
	PL1-425-90	198-264	90	0.71 @230V	>0.55	0.38-0.43	Instant
	PL1-425-2/40	198-264	90	0.43 @ 230V	>0.9	0.38-0.43	Instant
	PL1-800-100	198-264	100	0.48 @ 230V	>0.9	0.75-0.85	Instant
	PL1-800-100A	99-132	100	1.5@120V	>0.55	0.75-0.85	Instant
	PL11-425-40A	108-132	45	0.68@120V	>0.55	0.38-0.43	Inatant
	PL11-425-40	198-264	45	0.23 @230V	>0.9	0.38-0.43	Inatant
	PL11-530-55	198-264	60	0.29 @230V	>0.9	0.46-0.54	Inatant
	PH11-425-40	198-264	45	0.36@230V	>0.55	0.38-0.43	Pre-heat
	PW15-425-18 (5VDC output)	198-264	21.5	0.17@230V	>0.55	0.35-0.42	Pre-heat
	PW15-425-18						
	PW15-425-18A	99-132	21.5	0.33@120V	>0.55	0.35-0.42	Pre-heat
	PW15-180-10	198-264	10	0.08@230V	>0.5	0.15-0.18	Pre-heat
	PW15-180-10A	99-132	10	0.15@ 120V	>0.5	0.15-0.18	Pre-heat
	EPS51-425-40L	99-264	45	0.2@230V	>0.98	0.38-0.43	Pre-heat
	EPS51-425-40N						
	EPS51-800-95L	99-264	103	0.46 @ 230V	>0.98	0.75-0.85	Pre-heat
	EPS51-800-95N						
	EPS51-1200-75L(1.8A)	99-264	84	0.37 @ 230V	>0.98	1.0-1.25	Pre-heat
	EPS51-1200-105L	99-264	116	0.52 @ 230V	>0.98	1.0-1.25	Pre-heat

AC Power Supply Ballast

Photos	Model Name	Input Voltage (V)	Input Power (W)	Input Current (A)	PF	Lamp Current (A)	Startup Mode
	EPS55-800-155L	99-264	211	0.74 @ 230V	>0.98	0.75-0.85	Pre-heat
	EPS55-1200-190N	99-264	211	0.94@230V	>0.98	1.0-1.25	Pre-heat
	EPS55-1500-150N	99-264	167	0.74 @ 230V	>0.98	1.35-1.55	Pre-heat
	EPS55-1800-190N	99-264	211	0.94@230V	>0.98	1.65-1.85	Pre-heat
	EPS55-2100-200N	99-264	222	0.96 @ 230V	>0.98	1.94-2.16	Pre-heat
	EPS55-425-40V	99-264	45	0.2 @ 230V	>0.98	0.38-0.43	Pre-heat
	EPS55-800-95V	99-264	103	0.46 @ 230V	>0.98	0.75-0.85	Pre-heat
	PH5-425-40(CN)	198-264	45	0.36A@230V	>0.55	0.38-0.43	Pre-heat
	PH5-425-40(EU)						
	PH5-425-40(IN)						
	PH5-425-40(AU)	99-132	45	0.68A@120V	>0.55	0.38-0.43	Pre-heat
	PH5-425-40(UK)						
	PH5Y25-40A (US)	99-264	45	0.20A@230V	>0.98	0.38-0.43	Pre-heat
PH5-425-40U(EU)	99-264	45	0.20A@230V	>0.98	0.38-0.43	Pre-heat	
PH5-425-40U(BR)	99-264	45	0.20A@230V	>0.98	0.38-0.43	Pre-heat	
	PH51-425-40F	99-264	45	0.2@230V	0.98	0.38-0.43	Pre-heat
	PH51-800-95F	99-264	103	0.46@230V	0.98	0.75-0.85	Pre-heat
	EPS5-425-40(CN)	198-264	45	0.36A@230V	>0.55	0.38-0.43	Pre-heat
	EPS5-425-40(EU)						
	EPS5-425-40(IN)						
	EPS5-425-40(AU)	99-132	45	0.68A@120V	>0.55	0.38-0.43	Pre-heat
	PH11-425-36	198-264	45	0.21 @230V	>0.92	0.38-0.43	Pre-heat
	PH11-425-36N	198-264	45	0.21 @230V	>0.92	0.38-0.43	Pre-heat
	PH11-800-55	198-264	60	0.28 @ 230V	>0.92	0.7-0.9	Pre-heat
	PH11-425-2/21U	99-264	46	0.2 @230V	>0.98	0.38-0.43	Pre-heat
	PH11-530-55U	99-264	60	0.27 @230V	>0.98	0.5-0.55	Pre-heat
	PH11-800-55-Z	198-264	60	0.28 @230V	>0.92	0.7-0.9	Pre-heat
	PH11-425-36U	99-264	45	0.2 @230V	>0.98	0.38-0.43	Pre-heat
	PH1145-36UN	99-264	45	0.2 @230V	>0.98	0.38-0.43	Pre-heat

DC Power Supply Ballast

	PW11-425-40D12	10.8-13.2	48	4.0 @ 12V	>0.98	0.35-0.42	Rapid
	PW11-425-40D24	21.6-26.4	48	2.0@24V	>0.98	0.35-0.42	Rapid
	PH15-425-18D12	10.8-13.2	24	2.0@12V	1	0.35-0.42	Pre-heat
	PH15-425-18D24	21.6~26.4	24	1.0@24V	1	0.35-0.42	Pre-heat
	PH15-180-10D12	10.8~13.2	12	1.0@12V	1	0.15-0.18	Pre-heat
	PH15-180-10D24	21.6-26.4	12	0.5@24V	1	0.15-0.18	Pre-heat
	PL15-425-18D12	10.8^13.2	24	2.0@12V	>0.98	0.35-0.42	Instant
	PL15-425-18D24	21.6~26.4	24	1.0@24V	>0.98	0.35-0.42	Instant
	PL15-180-10D12	10.8^13.2	12	1.0@12V	>0.98	0.15-0.18	Instant
	PL15-180-10D24	21.6~26.4	12	0.5@24V	>0.98	0.15-0.18	Instant
	PH5-425-40C24	24VDC/AC	45	1.9A@24V	>0.98	0.33-0.39	Preheat
	PH7-425-40D24	10.8~26.4V	48W	2.0@24V	1	0.34-0.4	Pre-heat
	PH7-800-40D24	10.8~26.4V	48W	2.0@24V	1	0.75-0.85	Pre-heat